

ISO 13485 / ISO 9001 **CE** 0434



Wire Free TENS

FreeQ!

- Acute Pain Control
- Body Toning / Muscle Training
- Chronic Pain Control
- Electro-Acupuncture
- Buhang (Vacuum Cupping) Therapy



BUHEUNG MEDICAL Co., Ltd.

Contents

- 1. Introduction**
- 2. Main Features**
- 3. Efficacy**
- 4. Product Specification**
- 5. How to use**
- 6. Modes & Functions**
- 7. Caution**
- 8. Warranty**

1. Introduction to FreeQ

■ Intended Purpose

Stimulating muscles and blood vessels of the part in disorder, and relieving chronic/acute pain, Free Q therapy improves blood circulation and metabolism of the whole body. Free Q is very effective for relieving fatigue, insomnia and stress.

■ Free-Q

Adopting Low-Frequency, FreeQuency(unique variation of 1000~3000Hz) and Electro-Acupuncture, FreeQ maximizes its physio-therapeutical effect on the troubled parts of your body. Electro-stimulating therapy of FreeQ with its unique and complex frequency gives you maximized benefits of pain control, cure, body toning. Its mini sized and wireless design will provide you with a joy of any-time & any-where-use. The followings are the representative advantages of FreeQ.

- Free from WIRE
- Free from ELECTRO-PAD : don't have to pay additional pads.
- Free from discomfort of patching pads
- Handy to carry - Anytime Anywhere Use
- Higher effect of FreeQuency without uncomfortable feeling of electro-stimulation.

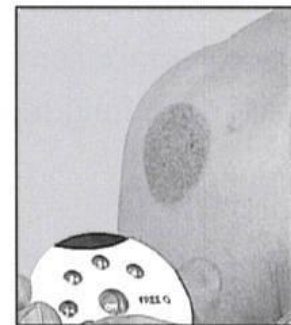
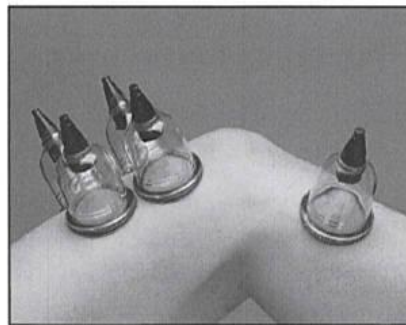

■ FreeQuency Therapy

1,000Hz~3,000Hz is generally defined as middle-frequency.

FreeQuency is extracted out of this range of frequency by the special know-how of Buheung Medical Co. Ltd. While low frequency is more stimulating than FreeQuency, the latter penetrates deeper into human skin, activating the muscle fibers. The range of impulse FreeQuency adopted also has been known to remove fat whose treatment is applied mostly at fathess clinic.

■ Buhang (Vacuum Cupping) Therapy

Buhang (Vacuum Cupping) draws blood to the surface area of the body where the cups are applied, increases blood flow and relieves muscle cramping, hardening of tissue and associated pain.



The treatment creates temporary, localized bruises, which - like all bruises - activate the body's defensive cells to heal the bruised area. Please be noted that the bruise mark can remain, depending on the body condition, longer than 2 hours, sometimes a couple of days.

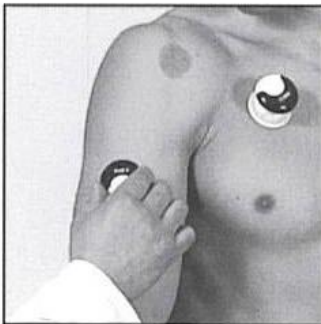
■ Nano-Silver Technology applied

Free Q's vacuum cup and conductive pad are added with antimicrobial colloid composed of silver-nanoparticles stabilized by polymers and exhibit excellent antimicrobial efficacy to a wide spectrum of microorganisms.

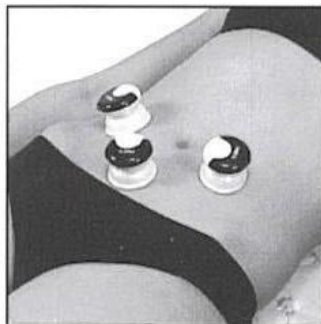
2. Main Features of FreeQ

■ World-patented Wireless TENS Device


- 100% Wireless ever first in the world
- Economical efficiency of Semi-permanent vacuum cups : Conventional electro-pads must be replaced after using several times.
- New concept of FreeQuency with variety of modes enables enhanced effects of TENS therapy.
- Portable design enables you to carry and use it “anytime, anywhere”.
- Mild FreeQuency minimized unpleasant feeling of electro-stimulation, while maximizing the efficacy.
- Variety of user options : 5 mode selections, 8 steps of strength tuning.
- Applicable to actually all parts of human body including haired parts without problems (for example without losing hairs).



Medical / Health



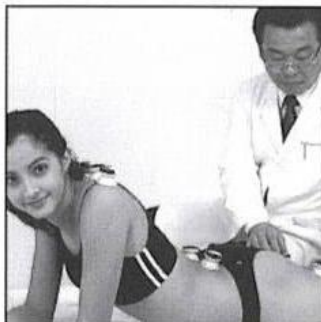
Skin Lifting




Muscle Training /
Body toning



Stretching /
Body Care



Electro-Acupuncture /
Medical Treatment



Bonus Buhang Effect
(Vacuum Cup)

3. Efficacy of FreeQ

■ Medical Treatment

a) Prevention of Disorder and Improvement of Body Condition

Stimulating muscles and blood vessels of the body parts in disorder, FreeQ therapy improves blood circulation and metabolism of the whole body. Very effective for relieving fatigue, insomnia, and stress.

b) Improve Function of Blood Vessel

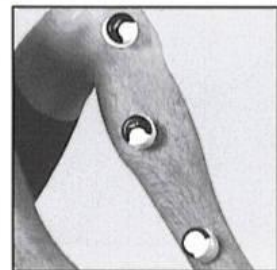
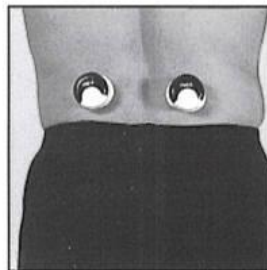
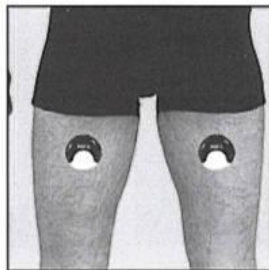
FreeQuency impulse gives mild and pleasant electro stimulation to nerve tissues, cells and vessels offering intermittent contraction and relaxation.

c) Better Blood Circulation

• FreeQ also as minor pain control device!

FreeQ allows people with minor chronic pain to resume daily life; especially with the following pains.

- Migraines
- Acute Headaches
- Chronic shoulder pain
- Chest pain
- Rheumatoid arthritis
- Chronic neck and back pain
- Chronic low back pain after giving birth
- Knee pain

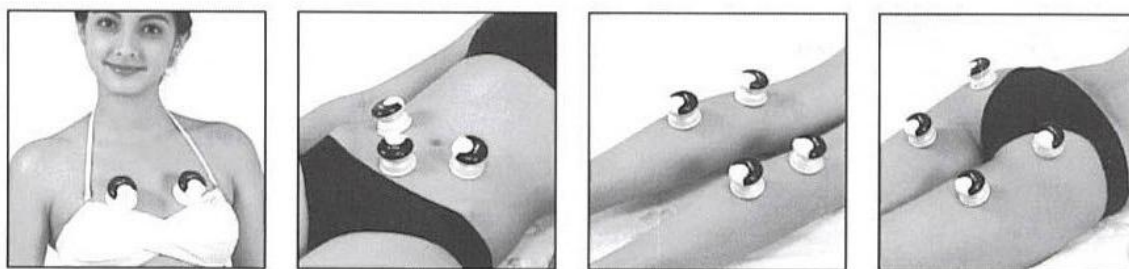


■ Body Care Therapy

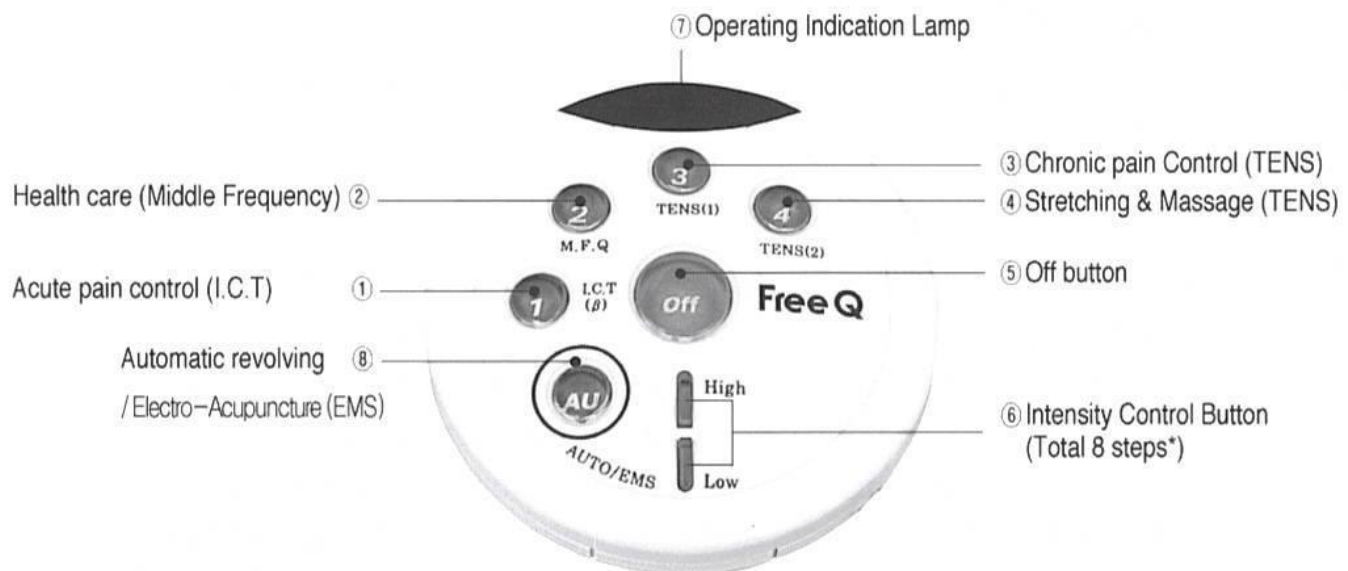
Body Toning, Slimming, Skin Lifting, Muscle Training, Stretching

• Principle of FreeQ Body Care Therapy

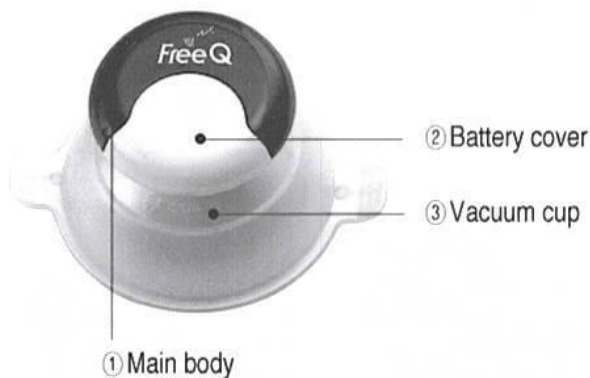
It is generally known that electric frequency of around 2500Hz (which is mainly adopted in FreeQ : FreeQuency) helps muscle training and rehabilitation. This allows deeper muscle penetration and stronger contraction of muscle fibers. FreeQuency has been adopted by professional athletes physiotherapists and sports doctors since long. FreeQ-TENS pulses contract and relax your muscle rhythmically so that a kind of chemical change takes place within the muscle, which is similar in usual exercises. The chemical reaction resulted from muscle contraction utilizes (burns) fat and glycogen in the muscle, which enables you to have better contour.



4. Product Specification



- Front -



- Base -



* The operating indication lamp will be blinked with regular interval to display current intensity level of stimulation. If the lamp is blinking once with regular interval than it means current intensity of stimulation is Level 1, if the lamp is blinking twice than it displays intensity Level 2. Free Q has total 8 steps of intensity control.

** Before use, please make it sure that the conductive pads are in clean condition. In case of dirt on the pads, electric stimulation can be weakened so in that case, carefully clean the pads using alcohol and soft cloth.

5. How to Use

1. Insert batteries

- 1) Open the battery cover
- 2) Make sure to put the right position of polarity (+, -) of the battery
- 3) Close the battery cover
 - Use 3V only (CR2032)
 - Remove discharged battery and change it with new one.
 - Be aware of the polarity of batteries.



2. Attach vacuum cups

- 1) Before attaching, wash and keep clean the body parts to attach on.
- 2) Press lightly and don't give too much pressure on vacuum cups.
- 3) Don't switch on before attaching vacuum cups.
- 4) Vacuum cups are to be used semi-permanently. Don't need to purchase new ones.

3. Remote Control

- 1) Don't give too much pressure
- 2) Remo-con String is for hanging around the neck.
- 3) Attaching multiple vacuum cups, manipulate each cup placing Remo-con near to the cup. Each cup can be operated independently in different modes. And a distant control can affect all the cups within reach (at an angle of 30 degree) of the Remo-con.

3. Remote Control

- 1) Check with the batteries.
- 2) Paste the Smoothing Gel on the body parts. (Water can be applied as a substitute.)
- 3) Attach Vacuum Cups.
- 4) Select mode with Remo-con. (press button 1, 2, 3, 4, or AU)
- 5) Each vacuum cup can be operated in different mode.
- 6) Tune strength with Intensity Control Button
- 7) Stop using by pressing Off Button.

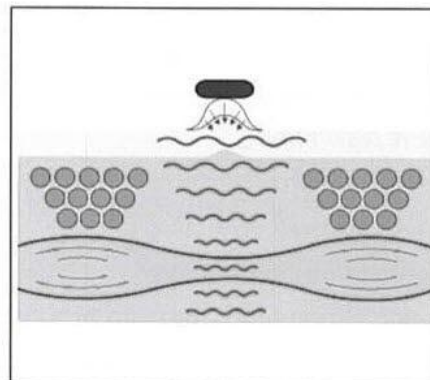

■ Selection of Mode

▷ button 1 & 2 frequency (middle frequency)

- 1) Button 1: Acute Pain Control Mode (I.C.T)
- 2) Button 2: Health Care mode (Middle Frequency)
- 3) Main Frequency : 1,000~3,300 Hz / Sub Frequency : 1~999 Hz
- 4) Operating Time : 15 minutes

Random Use : By pressing button 2 over three seconds, the modes of button 1 & 2 operate randomly with variety of impulses.
(operating time : 30 minutes).

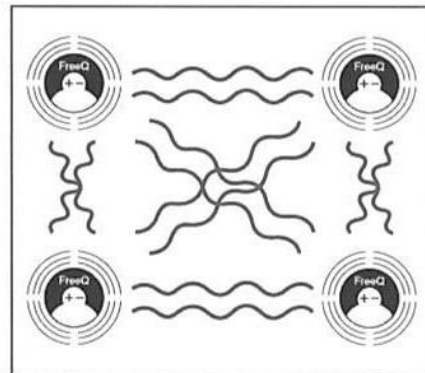

- ※ β frequency of Free Q has more penetrating power deep into the body parts than other traditional TENS devices



▷ Button 3 & 4 : Low frequency


- 1) Button 3: Chronic Pain Control Mode (TENS)
- 2) Button 4: Muscle Training & stretching Massage mode (TENS)
- 3) Main Frequency 1~999Hz / Sub Frequency : 1,000~3,300 Hz
- 4) Operating Time : 15 minutes
- 5) Random Use : By pressing the button 4 over three seconds, the modes of button 3 & 4 operate randomly with variety of impulses.
(operating time : 30 minutes).

※ A single vacuum cup of Free Q works bipolarly like one pair of pads of other RENS devices, with combination of adjacent cups used together making multiple effects on the body parts.




▷ Button AU : Automatic Revolving Mode / Electro-Acupuncture

- 1) AU Button : Automatic Revolving Modes of Button 1,2,3,4
(Operating Time : 30 minutes)
- 2) Electro-Acupuncture : Pressing Button AU around two seconds, you are able to enjoy powerful pain control of Ultra-low Frequency (1~30Hz).
(Operating Time : 30 minutes)



β frequency



Ultra low frequency

7. Caution

Notice for Safety

■ Using this appliance is not suitable in the following cases.

Electronic or metallic implants (heart pace-maker etc.)
Heart problems
Pregnancy
Cancer, epilepsy

■ If in any doubt, ask your doctor's advice before use, ecifically in the case of Disease or injury not mentioned in the manual

- 1) open or recent wounds, irritated or damaged skin, varicose veins or any vascular problems
- 2) recent surgery
- 3) the presence of any metallic implant, including a contraceptive coil
- 4) use on any part of the body where feeling is limited
- 5) diabetes
- 6) mental problems
- 7) use on a child
- 8) use in bathroom

■ Post-natal exercises

- 1)The appliance is suitable for post-natal recovery. However, it is recommended that you wait for 6 weeks after the birth and consult a doctor before beginning exercises.
- 2)If you have had a Caesarean, only place the vacuum cups above scar - never on or underneath it when working on the abdominal area.

Other Notices

- Don't paste too much gel
- Treat the device with care and don't give too much shock.
- Attaching the vacuum cup, press softly
- Don't use it in a wet place.
- Before removing the vacuum cup, turn off the switch as your fingers are very sensitive to the stimulation.
- Take it into consideration that vacuum cup may make bruise mark where it is applied.
- Do not use this device with other therapeutic applications, excluding water spray of specialized therapeutic gel, officially supplied by BUHEUNG MEDICAL.

8. Warranty

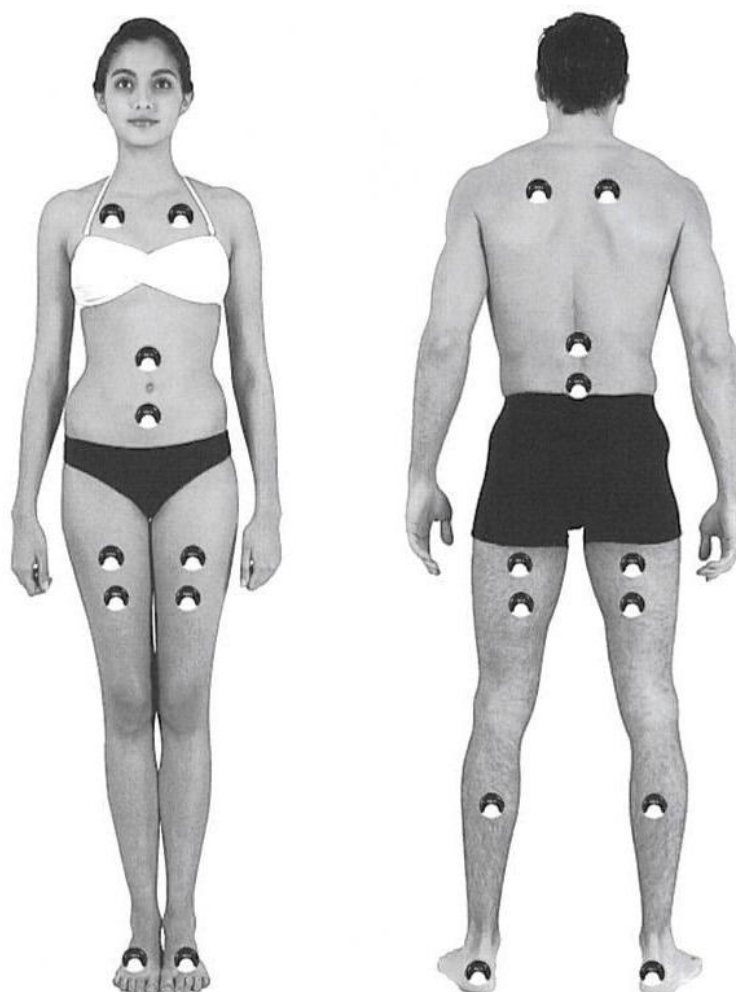
■ Before contacting A/S center

Problems	Possible Solution
No feeling of stimulation	Press the vacuum cup slightly. Reattach the vacuum cup
Stimulation is too weak	Tune the Intensity control button
Power is not to be on	Check the polarity of battery. Replace the battery
Power is out while using	Replace the battery. Press the vacuum cup slightly or reattach it

※ If the problem cannot be solved, contact the distributor where you purchase the appliance. Do not attempt to repair it yourself.

Trade Mark	Free Q
Terms of Guarantee	1year from purchase date (Date: / /). Do to our distributor takes care the information by comuter, please fill out the form
Customer	Name Tel Adress
Name of Distributor	
Maker	BUHEUNG MEDICAL Co., Ltd. 336-30, Doksan 1-Dong, Geumcheon-Gu, Seoul, Korea Tel : 82-2-838-5866 Fax : 82-8-838-5334

Major Acupuncture Points





B-4 Type



B-6 Type




C Type



H1 Type



H2 Type



H3 Type

BUHEUNG MEDICAL Co., Ltd.

BUHEUNG MEDICAL Co., Ltd. was established on the Christmas Eve of 1980 with motto to present BEAUTY & HEALTH to human being. Since then it has been concentrating all it's capability only on personal health care and wellness products category. With it's professionalism, strict standard of quality, variety of unique technology protected by patent law BUHEUNG MEDICAL Co., Ltd. is one of the well perceived specialists in this industry in Asia. Bu Heung's products are currently exported to over 30 countries in the world.



BUHEUNG MEDICAL Co., Ltd.

336-30, Doksan 1-Dong, Geumcheon-Gu, Seoul, Korea

Tel : +82-2-838-5866 Fax : +82-2-838-5334

E-mail : overseas@buheung.co.kr

URL : www.buheungmedical.com